

Cyclone Dust Collectors

Models 12, 16, 20, 24, 30, 36, and 44

Mechanical separator using centrifugal force to remove large and high-volume dust from industrial applications.

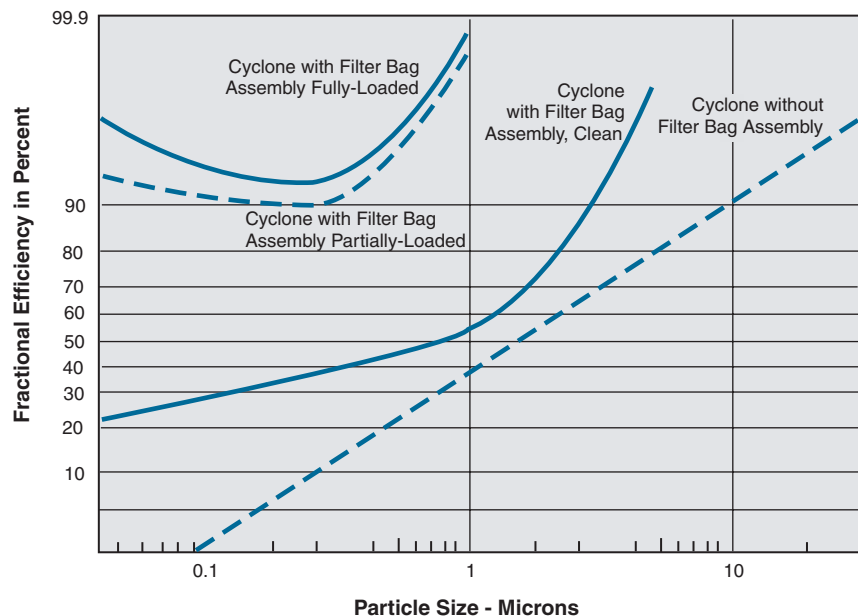
- An economical solution to a wide range of dust collection problems.
- Excellent for high dust load, high temperature, and product recovery applications.
- Can be used alone, with optional filter bag assembly, or as a pre-cleaner.
- Applications from 300 to 13,000 cfm.
- Heavy-duty construction for long life and low maintenance.
- Meets seismic zone 4 and 100 mph wind load ratings.
- Removable cone section for easy replacement.



Cyclone Dust Collector with Optional Filter Bag Assembly

Fractional Efficiency is the ratio of particles collected to particles entering the cyclone.

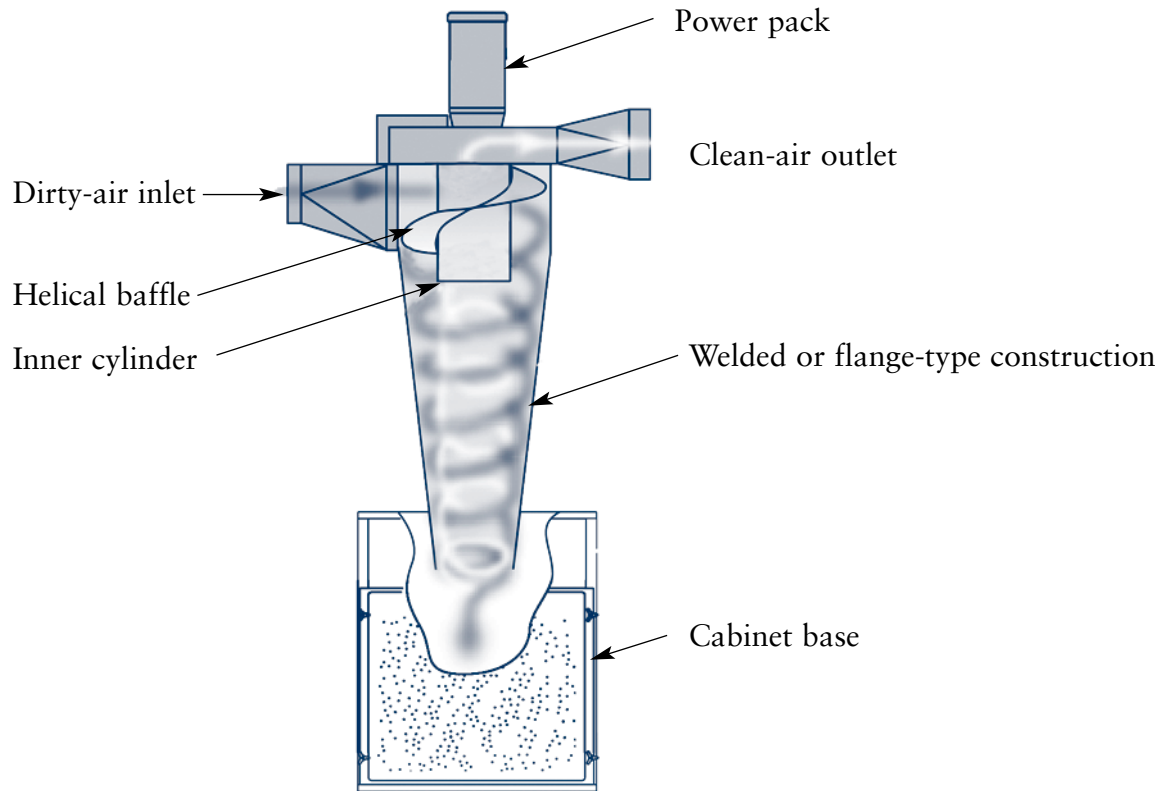
- This chart illustrates the efficiency* of a Cyclone collector with and without an optional filter bag assembly under clean, partially-loaded, and fully-loaded filter bag conditions.



* Actual efficiency may vary depending on the application. Dust concentration, airflow, particle shape, and density affect filtration efficiency.

Cyclone Dust Collectors

Operational Explanation



Dust-laden air enters the unit through the air inlet and is diverted by a helical baffle. Centrifugal force moves the heavy dust to the interior sidewalls and carries them to the base of the unit. Clean air is carried through the inner cylinder and discharges to atmosphere or optional afterfilters.

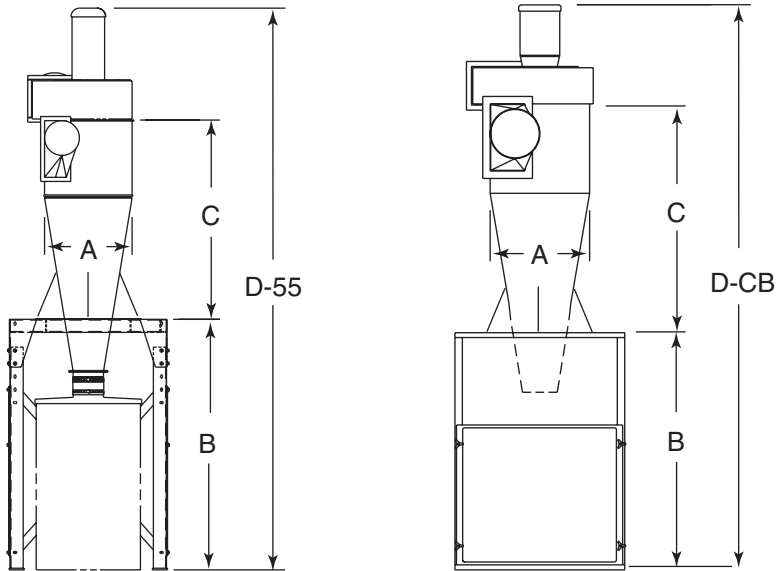
Multiple Rating Table

Model	Nominal Airflow Range* (cfm)	External Static Pressure ("wg)	Inlet Velocity (fpm)
12	311 - 540	5.6 - 4.1	3580 - 6200
16	860 - 1200	7.9 - 4.6	4380 - 6135
20-3	1250 - 2000	7.5 - 3.7	3555 - 5710
20-5	1500 - 2500	11.4 - 5.0	4290 - 7140
24	1950 - 3500	13.4 - 4.4	3580 - 6450
30-10	3000 - 4500	9.9 - 5.0	3820 - 5730
30-15	4000 - 5600	11.0 - 4.9	5100 - 7140
36-20	4300 - 7000	11.4 - 4.9	4015 - 6540
36-25	4500 - 7500	14.9 - 6.3	4210 - 7010
36-30	5000 - 8000	16.1 - 7.1	4670 - 7465
44-40	8000 - 11500	15.1 - 5.5	4530 - 6510
44-50	8000 - 13000	18.8 - 7.0	4530 - 7360

* Based on clean filter bags

Cyclone Dust Collectors

Dimensions & Specifications



55-Gallon Drum Base

Cabinet Base

Model	Dimensions (inches)				
	A	B	C	D-55	D-CB
12	12	55	32	100	78
16	16	55	36	108	86
20-3	20	55	48	121	114
20-5	20	55	48	123	116
24	24	67	55	145	126
30-10	30	67	72	162	154
30-15	30	67	72	162	154
36-20	36	67	85	183	-
36-25	36	67	85	186	-
36-30	36	67	85	186	-
44-40	44	-	104	-	-
44-50	44	-	104	-	-

Model	Nominal Airflow Range* (cfm)	Optional Filter Bag Assembly		Motor (hp)	Air Inlet (in)	Air Outlet (in)	Dust Capacity (ft ³)		Shipping Weight (lbs)	
		Filter Area (ft ²)	No. of Filter Bags				Dust Drawer	Hopper	Standard	With Optional Filter Bag Assembly
12	300-540	15	1	3/4	4	6	4.8	12.0	325	350
16	860-1,200	25	1	2	6	8	4.8	12.0	390	410
20	1,250-2,500	70	4	3 or 5	8	10	8.5	19.5†	600	740
24	1,350-3,500	100	4	7.5	10	12	8.5	37.5†	750	850
30	3,000-4,500	200	8	10	12	14	16.5	37.5†	1175	1400
30	4,000-5,600	200	8	15	12	14	16.5	37.5†	1210	1486
36	4,300-7,000	300	12	20**	14	16	-	54.0†	2000	2300
36	4,500-7,500	300	12	25	14	16	-	54.0†	2145	2445
36	5,000-8,000	300	12	30**	14	16	-	54.0†	2165	2465
44	8,000-11,500	600	24	40**	18	20	-	103.0	3150	3550
44	8,000-13,000	600	24	50**	18	20	-	103.0	3165	3565

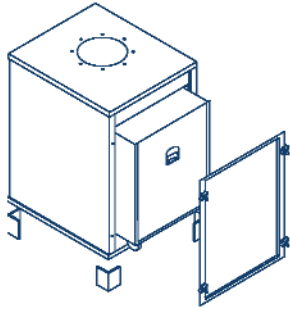
* Based on clean filters.

** Model 36-20 and 36-30 available with direct- or belt-drive blowers. Model 44 available with belt-drive blower only.

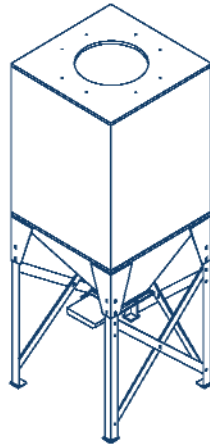
† Up to 103 cu ft hopper available.

Cyclone Dust Collectors

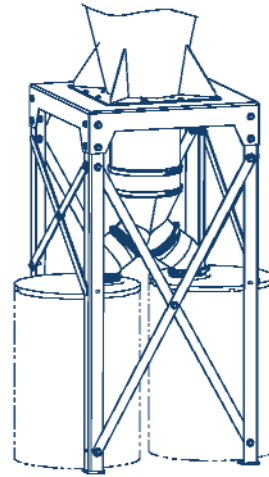
Base Options



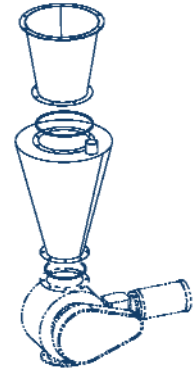
Cabinet Base



Hopper Base



**Two-Drum Style
55-Gallon Drum Base
(optional)**



**Surge Hopper
(optional)**

Standard Features

- Inlet assembly
- 55-gallon drum base for Models 12 through 36
- TEFC motor
- 208/230/460/60/3 voltages
- 103 cu. ft. hopper and legs for Model 44
- 10-year warranty

Equipment Options

- Power pack
- Explosion-proof motors
- 50 Hz, single phase motors
- Steel or aluminum fan wheels
- Hopper base
- Two 55-gallon drum base for Models 20, 24, and 30
- Cabinet base for Models 12, 16, 20, 24, and 30
- Surge hopper
- Silencer
- Exhaust accessories
- Attenuator
- Filter bag options
- Filter bag enclosure
- Explosion vent



Donaldson Company, Inc.
Industrial Air Filtration
P.O. Box 1299
Minneapolis, MN 55440
Tel 800-365-1331(USA)
Tel 800-343-3639 (within Mexico)
dustmktg@mail.donaldson.com
www.donaldsontorit.com

Significantly improve the performance of your collector with genuine Donaldson Torit replacement filters and parts.

Visit us at www.donaldsondynamic.com



Information in this document is subject to change without notice.

© 1995 Donaldson Co., Inc.
Printed in U.S.A. on recycled paper

Data Sheet Cyclone (10/05)